



Reflection Measurements of Candidate Plastics for Replacing Aluminum as Structural Material in Optical Systems

Background

A coated aluminum sample and two samples of differing fiberglass -- reinforced thermoplastics (FRTP) were supplied for testing, as shown in *Figure 1*. The purpose of this study is to perform both specular and diffuse reflection measurements on the samples, using the aluminum sample as a reference, to assess the potential of these plastics as a new material for optical components and applications.




Figure 1.

Samples (a) aluminum (b) FRTP1 plastic, and (c) FRTP2 plastics

Experimental Procedure

The samples were analyzed using a HR2000CG-UV-NIR spectrometer, three different light sources, (DH-2000, HL-2000,

and LS-1), a 400 micron reflection probe with custom measurement sleeve (as seen in the figure below), and SpectraSuite, all pictured in *Figure 2*. The custom sleeve's purpose was two-fold. First, the intricate nature of the plastic samples necessitated a probe holder that was able to fit in tight spaces. Secondly, the sleeve fixed the distance between the reflection probe face and the sample ensuring that the reflection data was collected at a consistent distance from all surfaces (a critical element when comparing reflection data).




Figure 2. Experimental setup

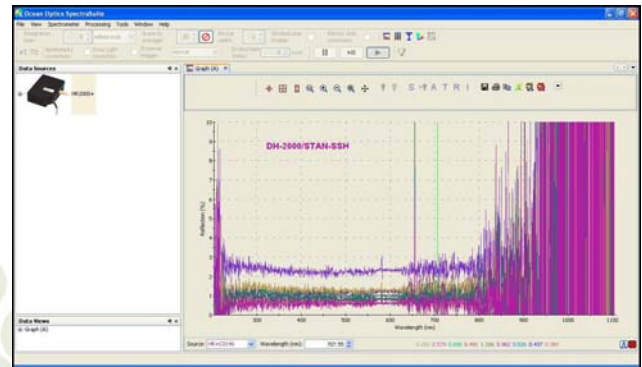
Results

The measurements are shown below in *Figure 3 – Figure 8*. The plots are organized in groups of three corresponding to a common reflectance standard, either STAN-SSH or WS-1, and light source. For instance, *Figure 3 (a) – (c)* shows the measurement data for each sample for the DH-2000 light source with the STAN-SSH standard (i.e., specular reflectance standard).

Given the varying surface finishes on the plastic samples, multiple measurements for

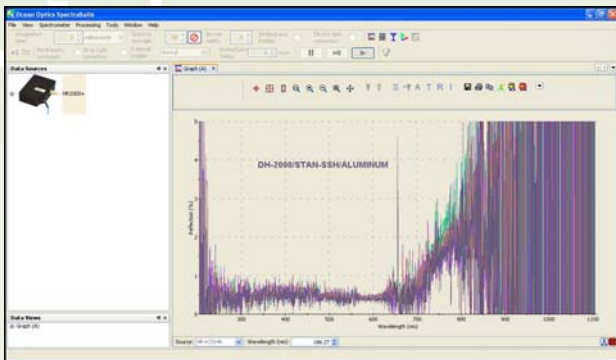


each plastic were performed with an emphasis on measuring as diverse a sample pool as possible (this is why there are multiple spectra in each plot). For the FRTP2 plastic a particular region on the sample had a matte surface finish, very similar to the sandblasted finish that is expected to be used in the final application. The last measurement for the FRTP2 plastic was always conducted at this matte region, which produced the best spectra for each measurement type and light source combination. For example, the orange spectrum in *Figure 6* (the spectrum with lowest diffuse reflectance) was taken from the matte region on the FRTP2 plastic.

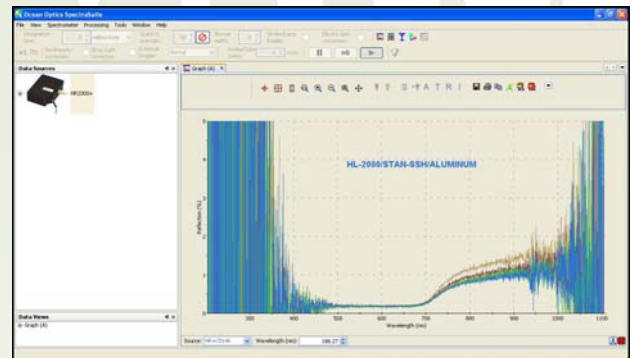


(c)

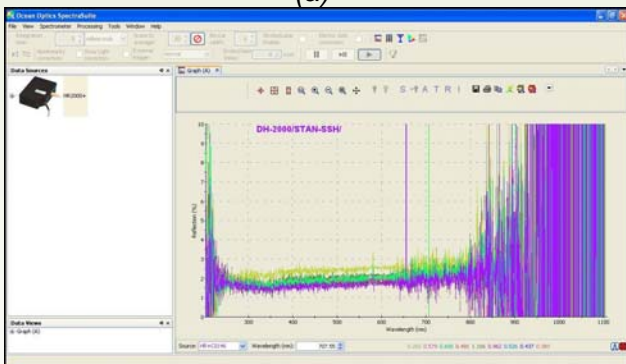
Figure 3. Specular reflection data: DH-2000, STAN-SSH, and (a) Aluminum sample (b) FRTP1 (c) FRTP2 plastics



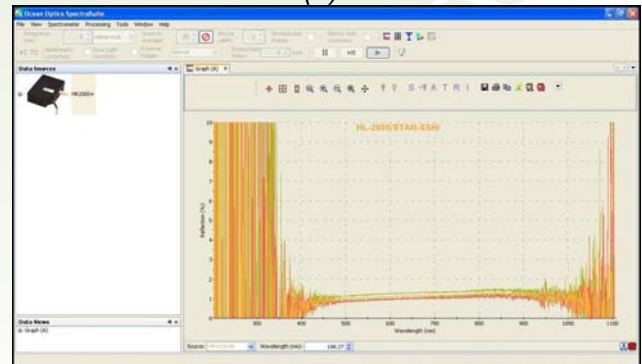
(a)



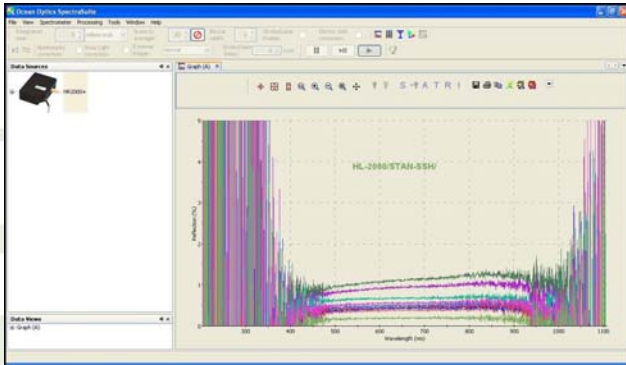

(a)



(b)

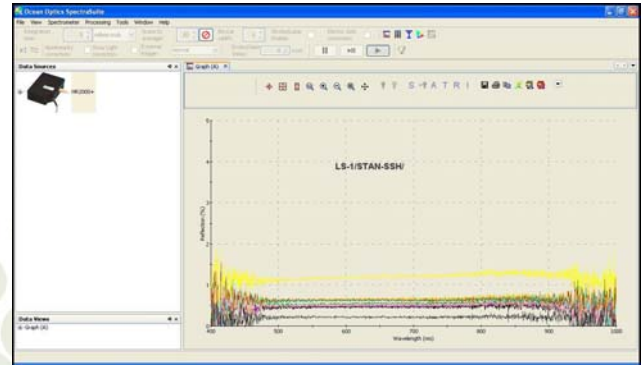


(b)



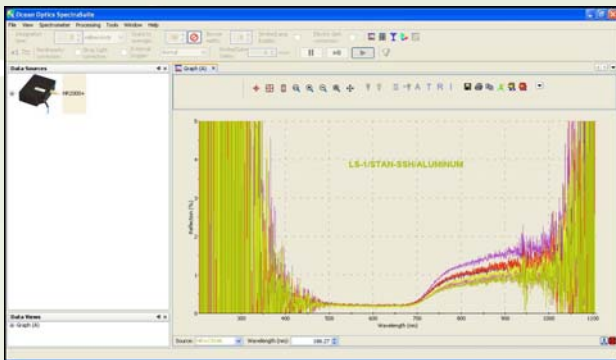
(c)

Figure 4. Specular reflection data: HL-2000, STAN-SSH, and (a) Aluminum sample (b) FRTP1 (c) FRTP2 plastics

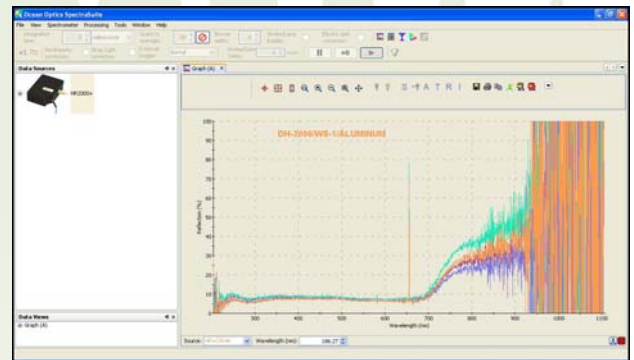


(c)

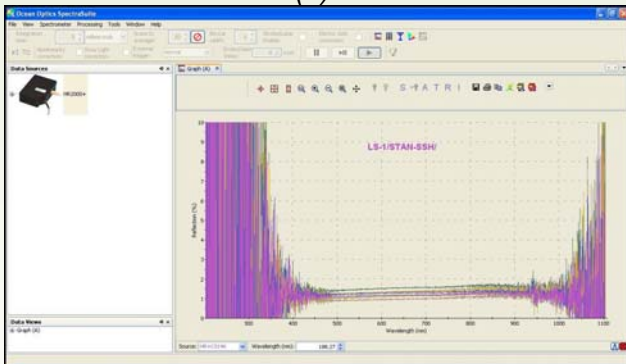
Figure 5. Specular reflection data: LS-1, STAN-SSH, and (a) Aluminum sample (b) FRTP1 (c) FRTP2 plastics



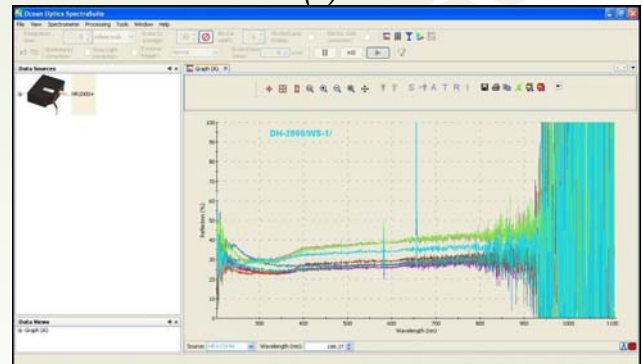
(a)



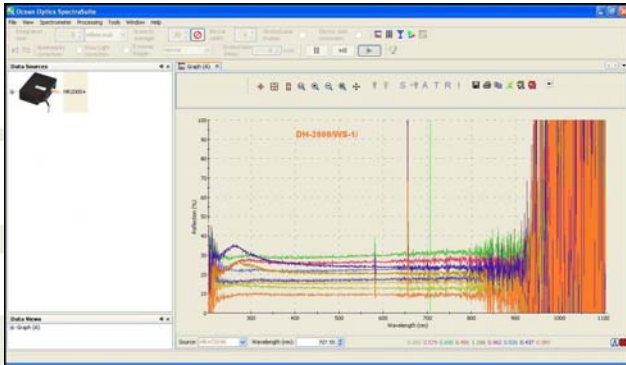

(a)



(b)

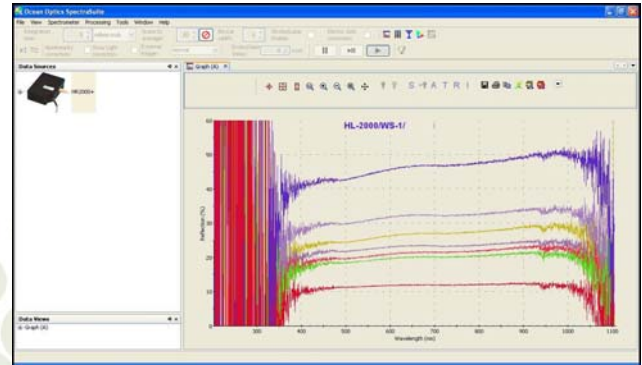


(b)



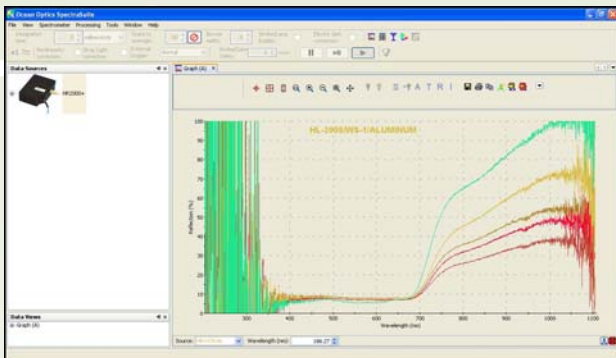
(c)

Figure 6. Diffuse reflection data: DH-2000, WS-1, and (a) Aluminum sample (b) FRTP1 (c) FRTP2 plastics

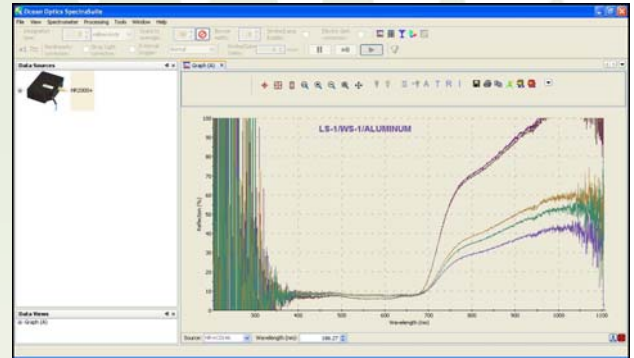


(c)

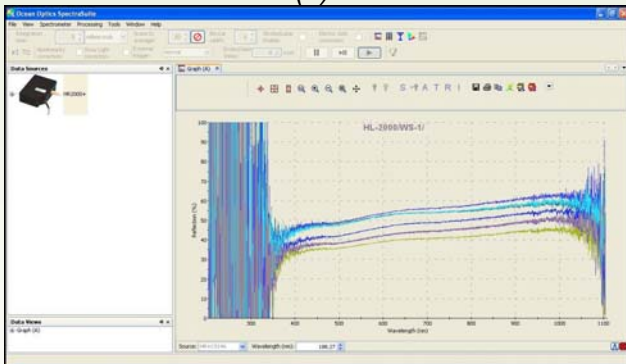
Figure 7. Diffuse reflection data: HL-2000, WS-1, and (a) Aluminum sample (b) FRTP1 (c) FRTP2 plastics



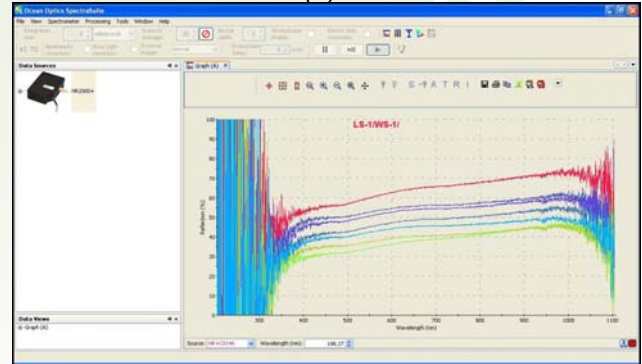
(a)



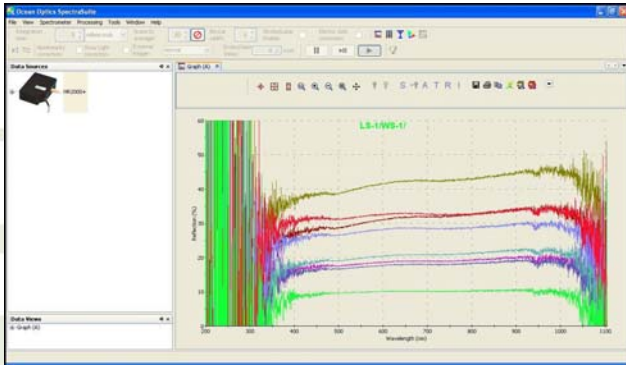

(a)



(b)



(b)



(c)

Figure 8. Diffuse reflection data: LS-1, WS-1, and (a) Aluminum sample (b) FRTP1 (c) FRTP2 plastics

Overall, the matte region of the FRTP2 plastic had the best performance from the UV to the NIR of the plastics analyzed in the study, for both specular and diffuse reflectance. The increased absorbance in the NIR of the plastics is an attractive property, especially considering the poor performance of the current aluminum sample. The recommendation stemming from this study is that these plastics are potential materials for optical applications and components. Furthermore, an interesting extension of this study would be to acquire a FRTP2 and a FRTP1 plastic sample with the sandblasted finish retest to see the effects on the reflectance properties when surface finish variations are removed.

Conclusions

There was significant variation in UV/VIS and NIR diffuse reflectance with surface finish for the plastic samples. The matte region of the FRTP2 plastic described earlier had reflectance properties very similar to the aluminum sample. The FRTP1 plastic sample did not have as wide a surface finish variation and no regions with a matte finish similar to the FRTP2 plastic for comparison. The specular reflectance performance was slightly less susceptible to surface finish variation, as expected, but the matte region of the FRTP2 plastic was superior and on par with the performance of the aluminum sample.

Based on the data presented both plastic samples have better diffuse and specular performance for NIR reflectance as compared to the aluminum sample, as can be seen in the sharp increase in NIR reflectance beginning at ~700 nm of the aluminum in *Figure 7 – Figure 8*. Again the matte region of the FRTP2 plastic had the best performance, in this case exceeding the performance of the current aluminum sample.



Featured System	Preferred System	High Flexibility System
<p>The USB4000 UV/VIS http://www.oceanoptics.com/products/usb4000uvvis.asp</p> <p>LS-1 VIS/NIR Light Source http://www.oceanoptics.com/products/ls1.asp</p> <p>DH2000 UV/VIS Light Source. http://www.oceanoptics.com/Products/dh2000.asp</p> <p>QR400-7-UV-VIS UV/VIS Reflection Probe http://www.oceanoptics.com/products/reflectionprobesstandard.asp</p> <p>QR400-7-VIS-NIR VIS/NIR Reflection Probe http://www.oceanoptics.com/products/reflectionprobesstandard.asp</p> <p>WS-1 Diffuse Reflectance Standard http://www.oceanoptics.com/products/ws1diffrefstan.asp</p> <p>STAN-SSH Specular Reflectance Standard http://www.oceanoptics.com/products/sstanssh.asp</p> <p>SPECTRASUITE Spectrometer operating Software http://www.oceanoptics.com/products/spectrasuite.asp</p> <p>~ \$ 8,800 US Dollars</p>	<p>The USB4000 UV/VIS http://www.oceanoptics.com/products/usb4000uvvis.asp</p> <p>HL-2000 VIS/NIR Light Source. http://www.oceanoptics.com/products/hl2000.asp</p> <p>DH2000 UV/VIS Light Source. http://www.oceanoptics.com/Products/dh2000.asp</p> <p>QR600-7-UV 125F UV/VIS Reflection Probe http://www.oceanoptics.com/products/reflectionprobesstandard.asp</p> <p>QR600-7-VIS-125F VIS/NIR Reflection Probe http://www.oceanoptics.com/products/reflectionprobesstandard.asp</p> <p>WS-1 Diffuse Reflectance Standard http://www.oceanoptics.com/products/ws1diffrefstan.asp</p> <p>STAN-SSH Specular Reflectance Standard http://www.oceanoptics.com/products/sstanssh.asp</p> <p>SPECTRASUITE Spectrometer operating Software http://www.oceanoptics.com/products/spectrasuite.asp</p> <p>~ \$ 9,800 US Dollars</p>	<p>The HR4000CG UV/NIR http://www.oceanoptics.com/products/hr4000cg.asp</p> <p>HL-2000 VIS/NIR Light Source. http://www.oceanoptics.com/products/hl2000.asp</p> <p>DH2000-BAL UV/VIS Light Source. http://www.oceanoptics.com/products/dh2000bal.asp</p> <p>QR600-7-SR-125F UV/VIS Reflection Probe http://www.oceanoptics.com/products/reflectionprobesstandard.asp</p> <p>QR600-7-VIS-125F VIS/NIR Reflection Probe http://www.oceanoptics.com/products/reflectionprobesstandard.asp</p> <p>WS-1 Diffuse Reflectance Standard http://www.oceanoptics.com/products/ws1diffrefstan.asp</p> <p>STAN-SSH Specular Reflectance Standard http://www.oceanoptics.com/products/sstanssh.asp</p> <p>SPECTRASUITE Spectrometer operating Software http://www.oceanoptics.com/products/spectrasuite.asp</p> <p>~ \$ 11,900 US Dollars</p>



Related References

“Attraction of Colored Plasticized Corrugated Boards to Adult Stable Flies, *Stomoxys calcitrans* (Diptera: Muscidae)” Cilek, J. E. *The Florida Entomologist*, 86(4):420-423, December 2003.

“COLORNETS: Crop Protection and Light-Quality Manipulation in One Technology.” Shahak, Y., Gussakovsky, E.E., Gal, E., and Ganelevin, R. *Acta Horticulturae*, 659(1):143-151, 2004.

“Effect of UV light scattering during photopolymerization on UV spectroscopy measurements.” N. Désilles, C. Gautrelet, L. Lecamp, P. Lebaudy, and C. Bunel. *European Polymer Journal*, 41(6) :1296-1303, June 2005.

“Effect of metallation protocol on the preparation and performance of silica-immobilized Ti CGC-inspired ethylene polymerization catalysts.” McKittrick, M.W., Yu, K., and Jones, C.W., *Journal of Molecular Catalysis A: Chemical* 237 26–35 (2005).

“Study of Polaron and Bipolaron States in Polypyrrole by In Situ Raman Spectroelectrochemistry.” Santos, M.J.L., Brolo, A.G., and Girotto, E.M., *Electrochimica Acta* 52:6141–6145, (2007).